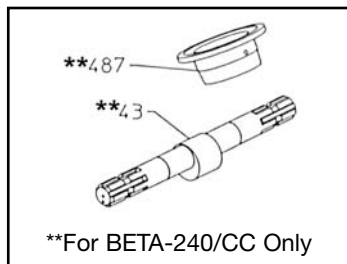
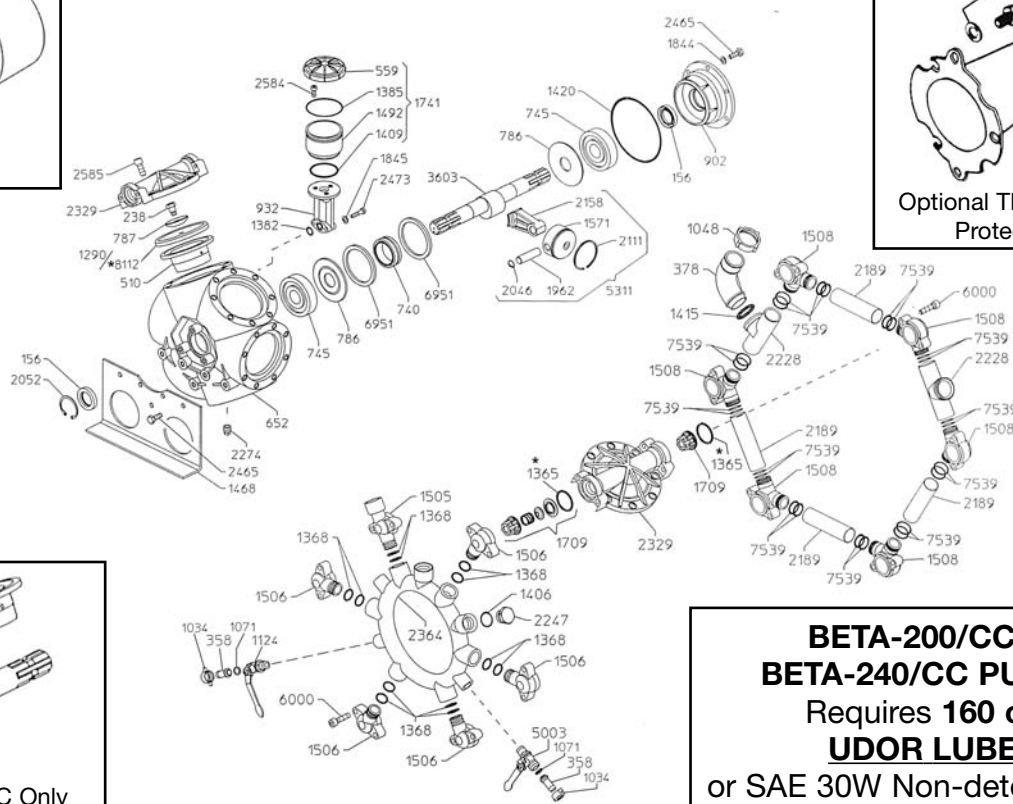
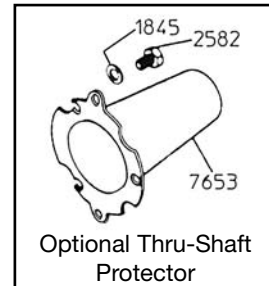




# BETA-200/CC & BETA-240/CC

## Exploded View Diagram and Parts List



**BETA-200/CC & BETA-240/CC PUMPS**  
 Requires 160 oz.  
**UDOR LUBE,**  
 or SAE 30W Non-detergent Oil

REF#	PART#	DESCRIPTION	QTY	REF#	PART#	DESCRIPTION	QTY
**43	02-0002.29	Crankshaft (BETA-240)	1	1508	02-1203.51	Elbow	6
156	02-0007.02	Seal	2	1571	02-1205.08	Piston	6
238	02-0102.03	Diaphragm Bolt	6	1709	02-6006.08	Valve Assembly	12
358	02-0202.19	1/2" Hose Barb	2	1741	02-6033.02	Oil Reservoir Assembly	1
378	02-0202.84	Hose Barb Elbow	2	1844	02-1403.09	Washer	9
**487	02-0206.12	Piston Sleeve (BETA-240)	6	1845	02-1403.10	Washer	5
510	02-0206.38	Piston Sleeve (BETA-200)	6	1962	02-1502.01	Wrist Pin	6
559	02-0208.22	Oil Cap	1	2046	02-1506.02	Snap Ring	12
652	02-0209.65	Pump Body	1	2052	02-1506.16	Snap Ring	1
740	02-0216.09	Bearing	2	2111	02-1509.05	Piston Ring	6
745	02-0214.11	Bearing	2	2158	02-1519.25	Connecting Rod	6
786	02-0301.02	Spacer	2	2189	02-1601.20	Inlet Manifold Tube	4
787	02-0301.03	Diaphragm Washer	6	2228	02-1602.26	Inlet Tube	2
902	02-0501.46	Flange	1	2247	02-1603.74	Manifold Plug	1
932	02-0501.B1	Oil Reservoir Extension	1	2274	02-1603.44	Oil Plug	1
1034	02-0604.09	Barb Nut	2	2329	02-1604.54	Head	6
1048	02-0604.48	Barb Nut	2	2364	02-1605.22	Discharge Manifold	1
1071	02-0605.05	Gasket	2	2465	02-1804.03	Bolt	6
1124	02-0608.45	Ball Valve, Left	1	2473	02-1804.54	Bolt	2
1290	02-0903.01	Piston Diaphragm (BUNA) optional	6	2582	02-1805.04	Bolt	6
*1365	02-1101.01	O-Ring	12	2584	02-1805.06	Bolt	3
1368	02-1101.04	O-Ring	12	2585	02-1805.08	Bolt	48
1382	02-1101.29	O-Ring	1	3603	02-0002.07	Crankshaft (BETA-200)	1
1385	02-1101.32	O-Ring	1	5003	02-0608.46	Ball Valve, Right	1
1406	02-1101.17	O-Ring	1	5311	02-6015.37	Piston Rod Assembly	6
1409	02-1101.68	O-Ring	1	6000	02-1805.07	Bolt	24
1415	02-1101.77	O-Ring	2	6951	02-0001.10	Retainer Ring	2
1420	02-1101.71	O-Ring	1	7539	02-1101.D7	O-Ring	24
1468	02-1202.52	Mounting Rail	2	7650	02-1219.02	PTO Safety Shield (Optional)	1
1492	02-1203.30	Oil Reservoir	1	7653	02-1219.15	Thru-Shaft Protector (Optional)	1
1505	02-1203.45	Elbow	1	*8112	02-0903.33	Piston Diaphragm (DESMOPAN)	6
1506	02-1203.46	Elbow	5				

\* Parts Included in Diaphragm Repair Kit - #02-8700.55. (Also available in BUNA-N - #02-8700.50.)

**BETA-200/CC & 240/CC**



# BETA-200/CC & BETA-240/CC

## High Pressure Diaphragm Pumps


BETA-200/CC and BETA-240/CC six-cylinder, high pressure, high volume diaphragm pumps are excellent for various horticultural and agricultural spraying applications. Simplicity of design and common parts allow easy and affordable maintenance. Dual 1-3/8", 6-spline Male PTO shaft, control valve and pressure gauge are standard.

The BETA-200/CC and BETA-240/CC are constructed of brass and stainless steel with brass and stainless steel liquid handling parts.

For industrial uses and spraying applications not listed, please consult UDOR U.S.A.

For ALL PTO Drive Applications, Safety Shield (Part #1219.02) is Recommended.

For Thru-shaft Protection order Part #1219.15



### SPECIFICATIONS

Maximum Flow	
BETA-200/CC .....	56 GPM
BETA-240/CC .....	64 GPM
Maximum Pressure .....	700 PSI
Maximum RPM .....	540 RPM
Maximum Temperature .....	140°F
Inlet Ports (Hose Barb) .....	1-1/2"(2)
Outlet Ports	
Hose Barb (Ball Valve Controlled) .....	1/2" (2)
FNPT .....	3/4"(2)
Bypass (Hose Barb) .....	1-1/4"
Dimensions .....	L-15" x W-17" x H-21"
Weight .....	200 lbs.
Diaphragm Material	
Standard .....	DESMOPAN
Optional .....	BUNA-N

NOTE - Protect pumps from freezing. If freezing conditions exist, flush pump and system with a 50/50 mixture of antifreeze and water.